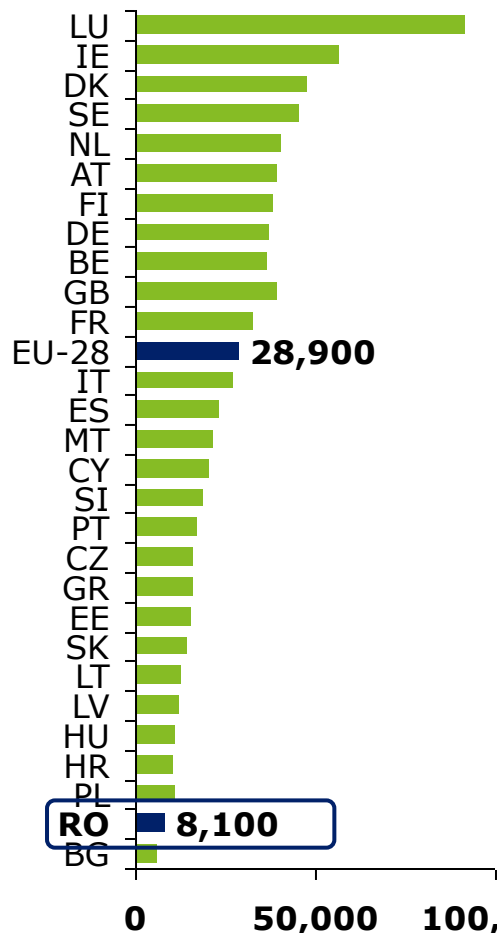


# Snapshot of Romanian economy within EU

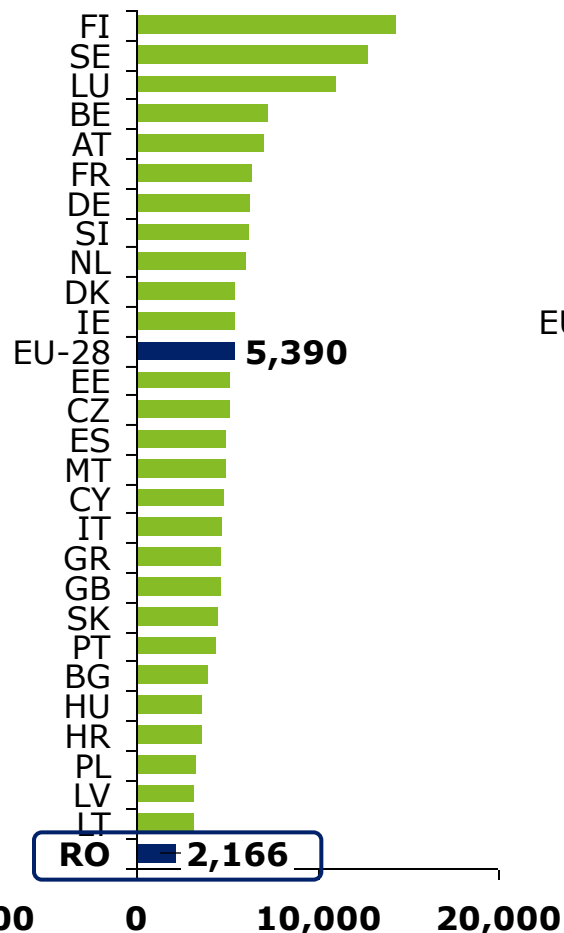
Within EU, Romania is recording one the lowest GDP per capita, electricity consumption per capita and cars per 1,000 people



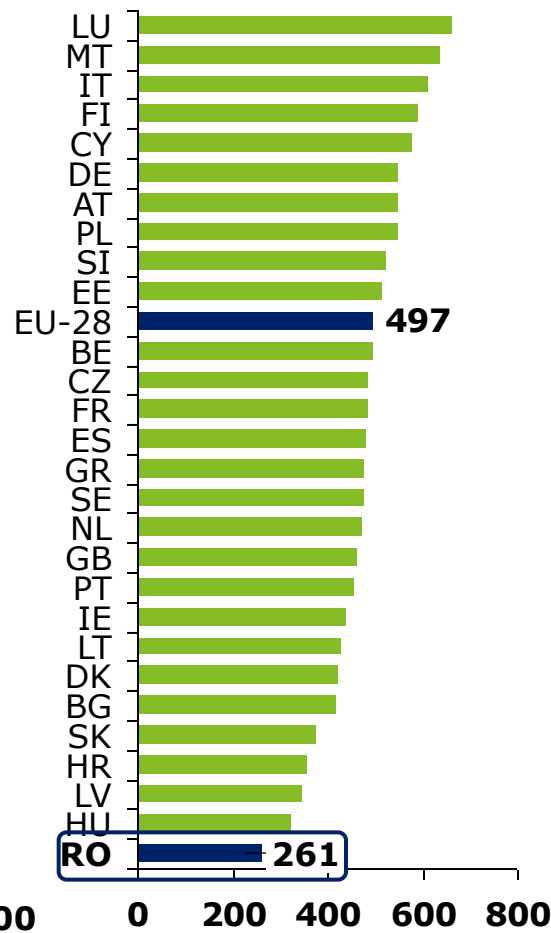
**GDP / capita 2015 (EUR)**



**Electricity cons. / capita 2015 (kWh)**



**Passenger cars 2015 (units / 1,000 inh.)**



- In terms of **GDP/capita**, Romania ranks second lowest within EU, outranked by Bulgaria who is positioned last. GDP/capita in 2015 was 28% of the EU28 average, at only 8,100 EUR.
- **Final electricity/capita** at 2,166 MWh/capita ranks Romania last within EU and at only 40% of the EU28 average.
- Romania had **261 passenger cars for every 1000 inhabitants**, 52% of the EU 28 average, ranking last within the EU

# Vehicles stock

The share of electric vehicles will increase for each type of vehicle – around 6.5 million private cars could be fully electric by 2050

## Public road transport

[ '000 vehicles ]

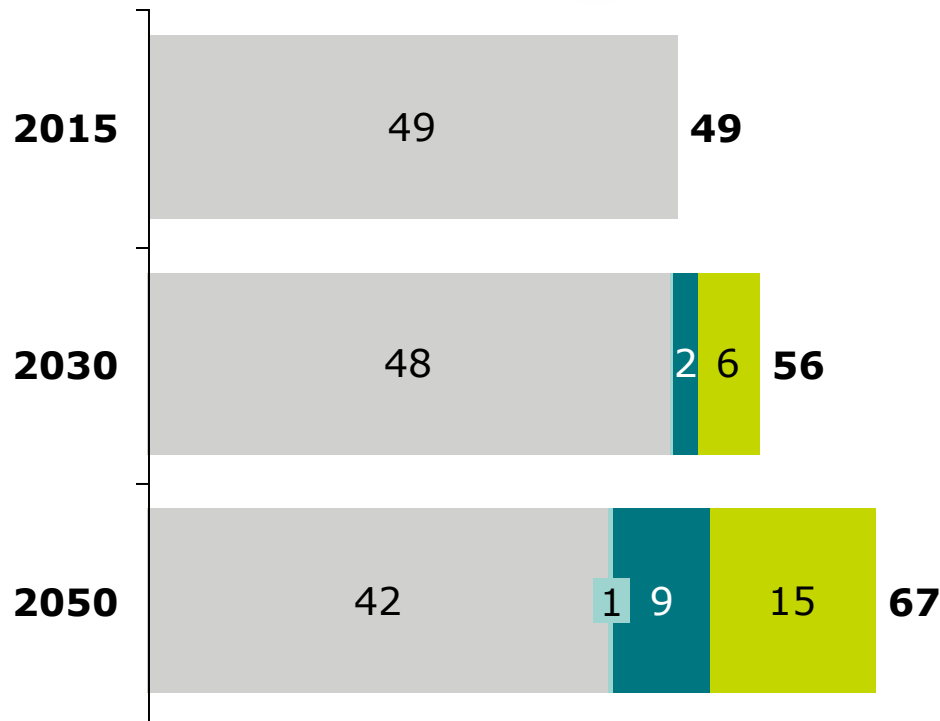


- Conventional
- Gas
- Biofuels
- Hybrid
- Electric
- Fuel cell



## Private cars

[ '000 vehicles ]



## EV chargers

370 thou.

4.5 mil.

